

Scaled data based on original data using
LM-79-08 Approved Method: Electrical and Photometric Measurements of Solid-
State Lighting Products

Test Report Prepared for
Cooper Lighting Solutions
(formerly Eaton)

Brand: McGRAW-EDISON

Report Number: P386180

Luminaire Tested: **GWC-SA1D-740-U-T4W-HSS**

Issue Date: 3/3/2020

Test Information

Test Method: LM-79-08
Report Number: P386180
TEST IS SCALED FROM IESNA LM-79-08 TEST DATA (G2-1903-205-19)
Test Lab: INNOVATION CENTER
Issue Date: 3/3/2020
Manufacturer: COOPER LIGHTING SOLUTIONS (FORMERLY EATON)
Product Line: MCGRAW-EDISON
Catalog Number: GWC-SA1D-740-U-T4W-HSS
Description: GALLEON WALL LUMINAIRE
(1) 70 CRI, 4000K, 1200mA LIGHTSQUARE WITH 16 LEDS AND TYPE IV WIDE OPTICS WITH HOUSE SIDE SHIELD
Light Source: -
Ballast/Driver: ELECTRONIC DRIVER

Summary

Lumens per Lamp: N/A
Luminaire Lumens: 6006 lumens
Efficiency: N/A
Efficacy: 89.6 lumens/watt
Luminous Opening: Rectangular (W 0.5' x L: 0.5' x H: 0')
IES Classification: Type IV - Short
BUG Rating: B1 - U0 - G2

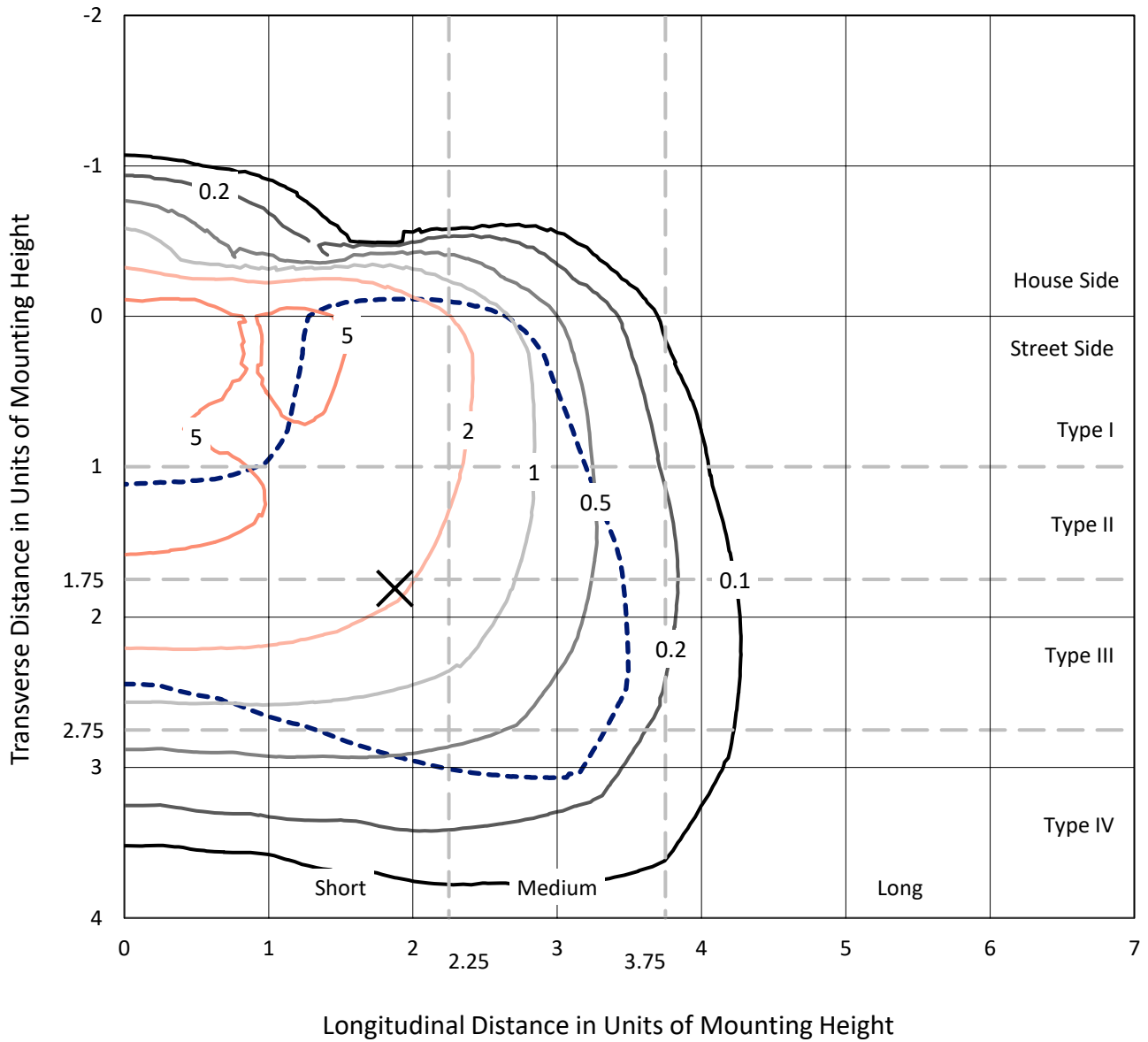
Input Watts (W): 67
Input Voltage (V): NR
Input Current (Ain): NR
Voltage Rise (V): NR
Power Factor: NR
Total Harmonic Distortion (THDi): NR
Frequency (hertz): 60
Stabilization Time: NR
Operation Time: NR
Ambient Temperature (°C): NR
Test Distance: 24 FT



REPORT NUMBER: P386180
 CATALOG NUMBER: GWC-SA1D-740-U-T4W-HSS

Iso-Footcandle Lines of Horizontal Illumination

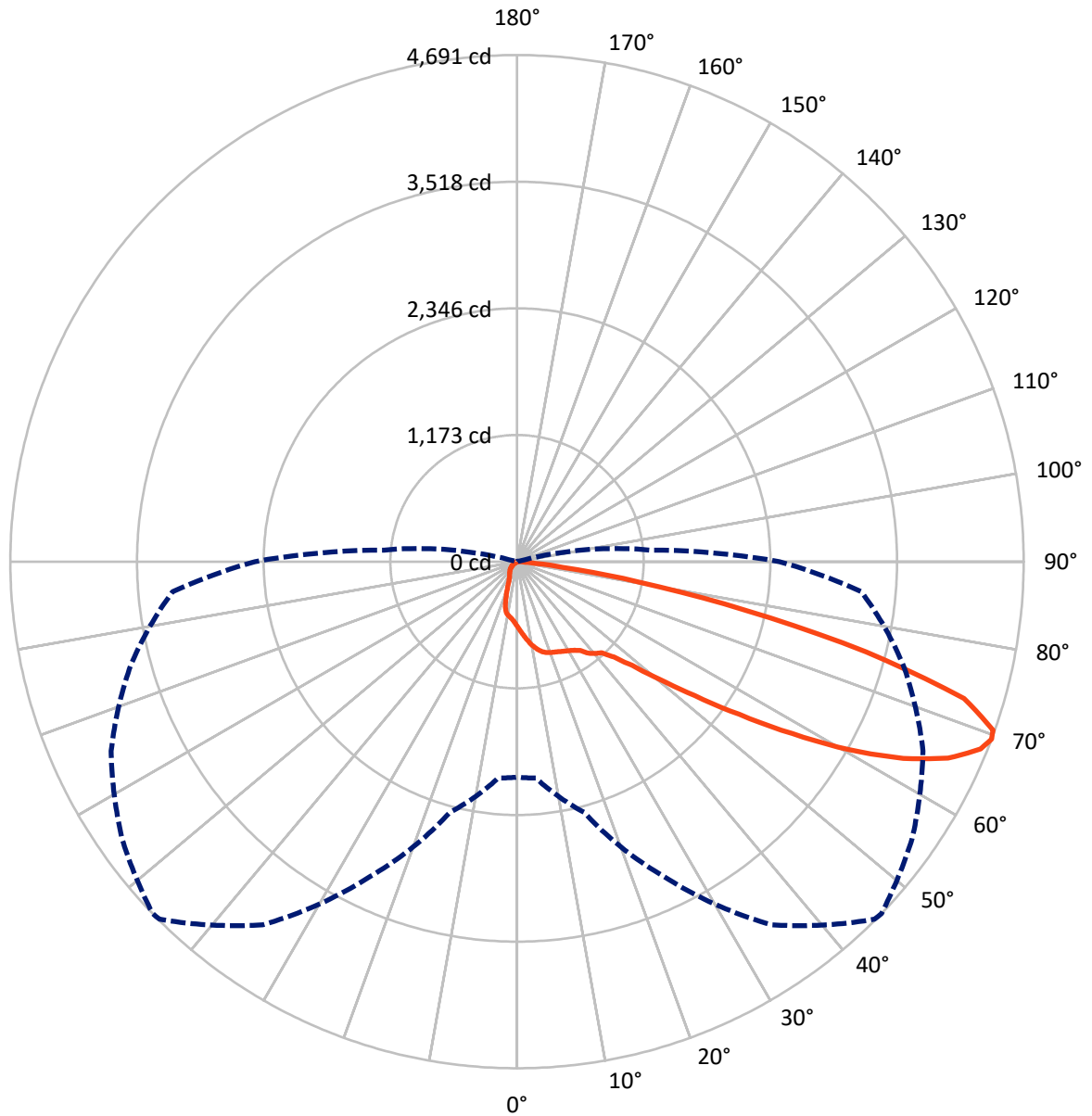
✕ Max cd
 - - - 1/2 Max cd



Based on 10 foot mounting height. Maximum calculated value = 8.8 fc
 Type IV - Short - N/A

REPORT NUMBER: P386180
CATALOG NUMBER: GWC-SA1D-740-U-T4W-HSS

Luminous Intensity Polar Plot



— Vertical Plane Through 46-Deg Lateral - - - Horizontal Cone Through 69-Deg Vertical

REPORT NUMBER: P386180

CATALOG NUMBER: GWC-SA1D-740-U-T4W-HSS

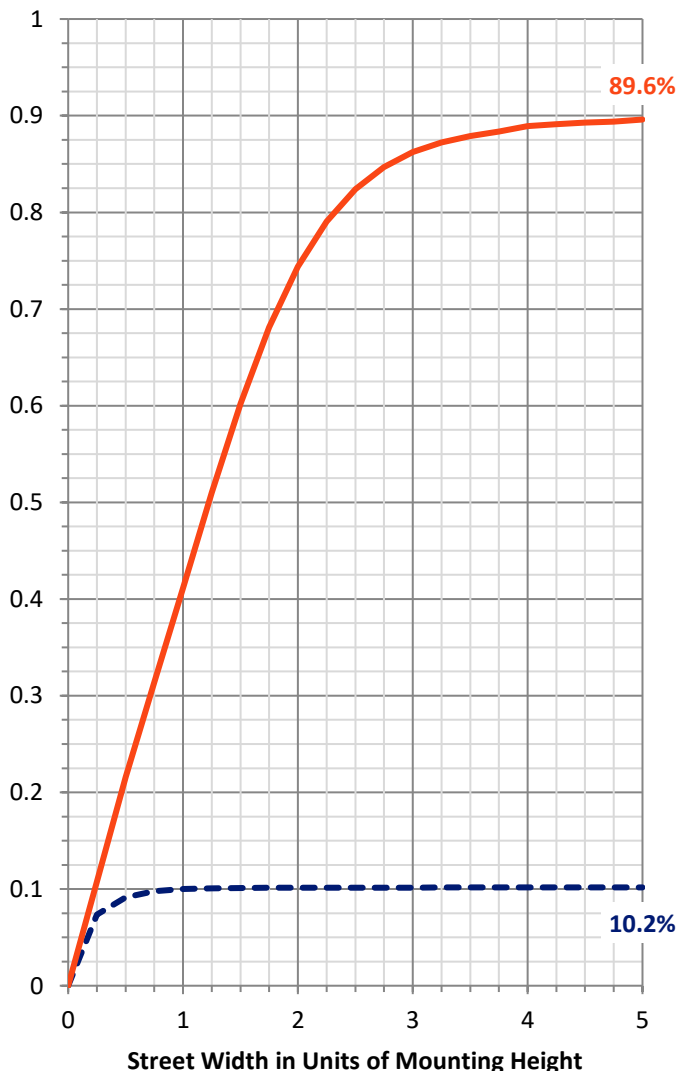
FLUX DISTRIBUTION:

		Downward	Upward	Total
House Side	Lumens	616.4	0.0	616.4
	% Fixture	10.3	0.0	10.3
Street Side	Lumens	5389.6	0.0	5389.6
	% Fixture	89.7	0.0	89.7
Total	Lumens	6006.0	0.0	6006.0
	% Fixture	100.0	0.0	100.0

ZONAL LUMENS:

Zone	Lumens	% Fixture
0°-10°	59.9	1.0
10°-20°	181.7	3.0
20°-30°	285.8	4.8
30°-40°	409.8	6.8
40°-50°	708.3	11.8
50°-60°	1399.3	23.3
60°-70°	1955.7	32.6
70°-80°	944.8	15.7
80°-90°	60.7	1.0
90°-100°	0.0	0.0
100°-110°	0.0	0.0
110°-120°	0.0	0.0
120°-130°	0.0	0.0
130°-140°	0.0	0.0
140°-150°	0.0	0.0
150°-160°	0.0	0.0
160°-170°	0.0	0.0
170°-180°	0.0	0.0
0°-90°	6006.0	100.0
0°-180°	6006.0	100.0

Coefficient of Utilization



REPORT NUMBER: P386180

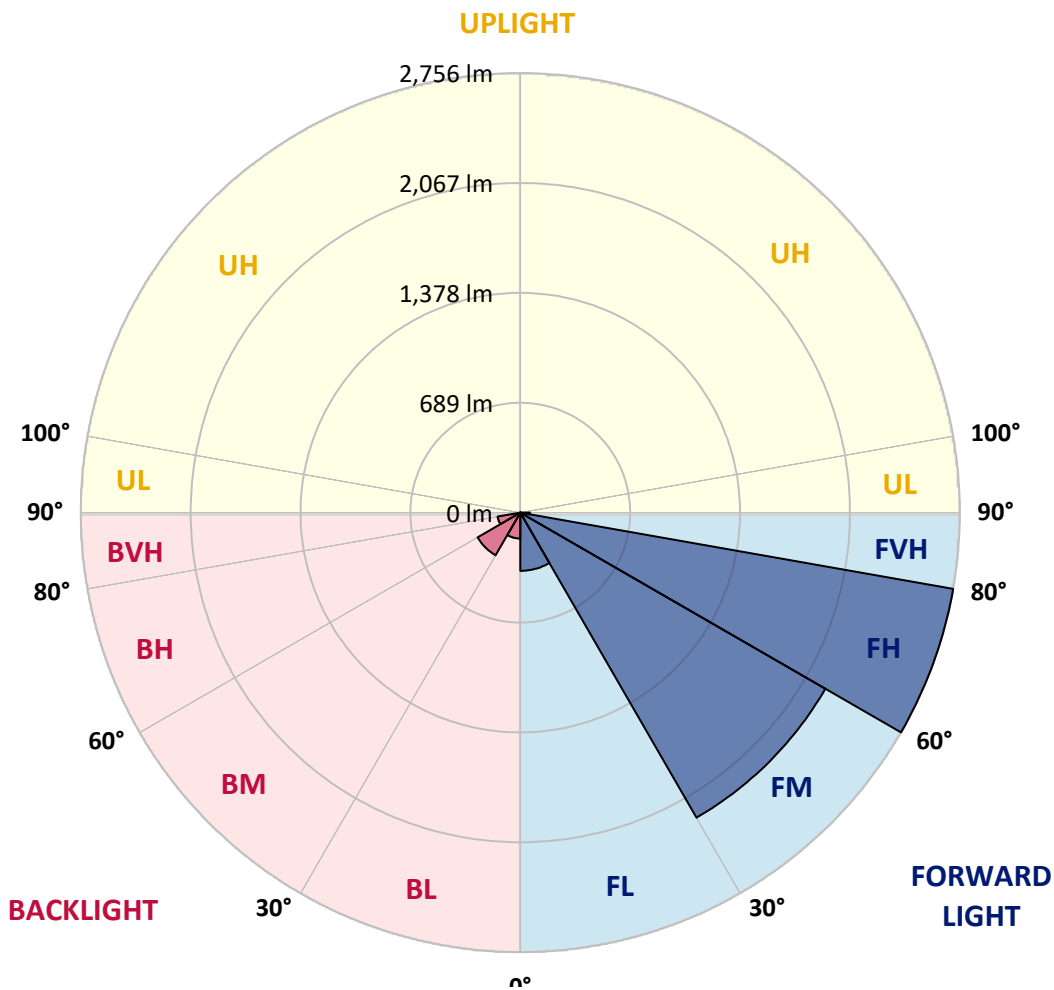
CATALOG NUMBER: GWC-SA1D-740-U-T4W-HSS

LUMINAIRE CLASSIFICATION SYSTEM LUMEN TABLE AND BUG RATING:

Zone	Lumens	% Fixture	Zone Rating/Lumen Limit		
			B	U	G
FL (0°-30°)	364.9	6.1			
FM (30°-60°)	2208.5	36.8			
FH (60°-80°)	2755.9	45.9			G2/5000
FVH (80°-90°)	60.2	1.0			G1/100
BL (0°-30°)	162.5	2.7	B1/500		
BM (30°-60°)	308.9	5.1	B1/1000		
BH (60°-80°)	144.5	2.4	B1/500		G1/500
BVH (80°-90°)	0.5	0.0			G0/10
UL (90°-100°)	0.0	0.0		U0/0	
UH (100°-180°)	0.0	0.0		U0/0	

BUG Rating: B1-U0-G2

Type IV Short





REPORT NUMBER: P386180

CATALOG NUMBER: GWC-SA1D-740-U-T4W-HSS

CANDELA DISTRIBUTION (FULL):

	0°	5°	15°	25°	35°	45°	46°	55°	65°	75°	85°
0°	601.8	601.8	601.8	601.8	601.8	601.8	601.8	601.8	601.8	601.8	601.8
2.5°	668.5	667.7	663.7	662.0	652.5	646.8	644.6	637.5	627.4	617.3	606.0
5°	744.5	744.3	736.9	729.9	711.9	695.0	691.9	675.6	652.7	631.3	609.9
7.5°	822.3	818.6	811.3	797.8	771.6	744.5	742.0	718.9	686.5	655.6	624.9
10°	888.2	885.9	876.3	855.8	825.1	794.4	791.3	762.9	726.2	688.2	649.1
12.5°	939.4	937.7	925.1	899.4	866.8	834.9	830.7	805.4	766.2	723.7	677.5
15°	970.7	969.8	954.3	927.0	894.9	867.3	863.7	841.4	805.1	760.6	708.5
17.5°	978.0	978.3	962.2	934.6	908.2	888.4	885.6	868.7	838.3	794.1	739.5
20°	961.7	965.0	950.7	926.7	910.4	900.0	897.7	887.6	862.0	820.3	764.3
22.5°	938.6	940.3	930.4	914.4	907.6	909.6	908.4	902.8	881.1	842.8	788.8
25°	924.5	924.5	918.6	905.1	909.6	921.7	922.0	920.8	903.7	870.4	818.6
27.5°	923.9	922.2	915.5	905.3	917.7	936.3	937.4	945.0	934.3	903.9	855.8
30°	946.5	944.5	930.1	916.9	932.7	952.7	955.5	972.1	966.7	940.3	897.2
32.5°	999.1	992.1	960.3	938.6	950.4	974.3	978.0	1004.5	1012.9	985.0	937.2
35°	1071.2	1049.0	1003.1	979.7	980.8	1005.9	1009.3	1048.1	1073.2	1026.1	968.1
37.5°	1170.6	1159.6	1085.0	1022.5	1027.6	1065.6	1075.4	1117.7	1110.6	1048.7	1003.3
40°	1388.6	1371.4	1292.0	1142.5	1072.3	1114.0	1117.1	1139.6	1140.2	1099.6	1076.6
42.5°	1685.4	1678.3	1594.7	1360.1	1160.5	1146.4	1152.0	1190.0	1232.6	1207.2	1206.1
45°	2014.0	2010.3	1921.6	1649.0	1338.7	1252.6	1259.6	1310.6	1391.9	1397.6	1433.3
47.5°	2278.4	2276.7	2225.8	1971.5	1611.6	1432.5	1434.8	1488.8	1631.9	1702.6	1759.7
50°	2519.5	2527.6	2487.4	2320.4	1983.3	1714.4	1709.0	1745.1	1974.9	2090.6	2161.6
52.5°	2854.6	2866.1	2753.2	2645.9	2373.3	2064.1	2059.9	2097.6	2387.1	2473.9	2486.5
55°	3150.5	3130.8	3041.6	3010.6	2848.9	2496.1	2495.0	2528.2	2785.9	2822.8	2846.1
57.5°	3281.2	3273.6	3316.7	3387.6	3347.1	3006.6	3004.1	2978.8	3142.7	3146.6	3218.4
60°	3363.7	3373.0	3505.1	3723.9	3825.0	3556.0	3539.7	3385.1	3483.4	3474.7	3551.5
62.5°	3301.8	3320.1	3557.7	3922.4	4182.6	4035.6	4012.5	3757.4	3774.6	3744.4	3816.0
65°	2972.8	3001.3	3390.7	3885.0	4360.0	4410.4	4387.0	4086.0	4005.8	3956.2	3916.5
67.5°	2413.9	2430.8	2837.4	3559.1	4280.0	4634.0	4629.2	4374.1	4180.3	3920.4	3612.4
69°	1994.9	2011.5	2402.9	3216.2	4104.0	4681.9	4691.2	4466.5	4147.1	3703.0	3200.7
70°	1689.6	1707.3	2072.0	2922.2	3899.9	4659.6	4676.2	4457.7	4051.9	3451.3	2839.4
72.5°	886.2	901.4	1275.6	2013.2	3179.3	4278.6	4329.0	4080.9	3434.7	2506.5	1678.9
75°	278.5	287.2	498.2	1052.3	2176.8	3326.8	3338.4	3201.2	2438.9	1378.7	699.2
77.5°	106.2	103.6	165.9	387.8	1100.5	2094.8	2165.5	2000.5	1279.9	487.4	161.4
80°	57.2	57.4	86.2	160.5	470.8	1076.6	1136.3	969.5	454.8	152.1	37.2
82.5°	24.8	25.9	48.4	85.0	216.3	397.1	426.9	355.4	173.7	102.2	13.8
85°	5.4	5.9	23.4	46.2	88.1	111.5	116.9	115.2	110.7	79.4	5.4
87.5°	0.0	0.0	10.4	16.6	22.2	25.3	22.2	29.0	61.1	53.5	2.8
90°	0.0	0.0	0.0	0.0	0.0	0.0	0.0	0.0	0.0	0.0	0.0



REPORT NUMBER: P386180
 CATALOG NUMBER: GWC-SA1D-740-U-T4W-HSS

CANDELA DISTRIBUTION (continued):

	90°	95°	105°	115°	125°	135°	145°	155°	165°	175°	180°
0°	601.8	601.8	601.8	601.8	601.8	601.8	601.8	601.8	601.8	601.8	601.8
2.5°	602.3	597.3	588.5	579.0	572.2	565.2	559.5	557.0	554.2	552.2	554.8
5°	601.2	591.4	574.5	558.1	546.3	536.7	528.8	525.7	522.6	520.4	520.1
7.5°	611.1	597.3	571.4	547.4	529.1	516.2	505.5	501.0	497.3	495.6	494.2
10°	629.9	612.2	577.6	546.3	522.6	500.7	477.6	459.9	448.3	443.0	441.0
12.5°	654.4	632.2	589.4	552.2	517.9	475.6	426.6	384.4	357.1	348.1	342.7
15°	683.2	655.6	604.9	559.8	500.4	423.2	340.2	285.0	259.6	254.6	248.9
17.5°	710.8	680.3	623.5	561.2	462.1	338.2	249.2	211.8	201.9	205.3	206.1
20°	735.0	704.8	641.8	548.8	392.6	253.7	192.9	183.6	187.3	193.7	194.9
22.5°	759.5	728.5	658.7	516.2	303.6	192.6	173.7	176.0	179.7	186.1	187.3
25°	789.3	757.2	674.4	456.2	227.8	163.9	165.0	168.4	172.1	178.0	178.5
27.5°	823.7	793.5	684.9	378.2	169.0	150.7	154.3	159.4	163.0	168.7	169.8
30°	869.3	841.4	688.2	297.4	141.6	138.8	140.5	146.7	152.1	157.1	158.0
32.5°	912.1	888.7	677.0	224.4	131.2	127.8	127.8	131.5	137.7	142.5	143.6
35°	951.5	936.3	640.9	164.2	123.3	117.7	114.9	114.9	118.8	122.8	123.9
37.5°	1003.6	1003.1	582.6	130.9	115.7	109.3	103.3	98.8	97.4	98.3	98.8
40°	1092.9	1093.7	506.6	117.4	109.3	100.5	91.5	83.4	75.8	73.2	72.9
42.5°	1232.3	1219.6	426.9	111.0	103.6	91.5	78.0	67.0	55.2	51.5	51.3
45°	1453.6	1378.4	342.4	105.0	97.7	81.4	64.5	49.6	40.0	37.2	37.2
47.5°	1776.0	1587.1	265.3	98.6	89.8	69.8	48.7	35.8	29.3	27.9	28.2
50°	2109.5	1791.5	203.3	90.4	80.3	57.7	36.0	25.9	22.2	22.2	22.5
52.5°	2405.1	1941.3	158.5	81.7	68.4	45.3	27.3	20.3	18.6	18.3	18.6
55°	2682.0	2037.9	121.4	71.5	54.3	33.8	20.8	16.6	15.5	14.9	14.6
57.5°	2948.9	2085.8	91.0	57.7	39.4	24.5	16.6	14.1	13.0	12.1	11.8
60°	3126.6	2046.9	62.5	42.5	27.3	17.7	13.8	12.1	10.7	9.9	9.6
62.5°	3226.9	1940.8	40.3	30.7	19.4	13.2	11.0	10.1	8.2	7.3	7.3
65°	3186.3	1765.6	28.2	22.0	14.1	9.9	8.2	8.2	5.9	4.8	4.5
67.5°	2823.6	1491.6	21.4	16.3	10.1	7.3	6.2	7.0	3.7	2.3	2.3
69°	2429.4	1236.2	18.3	13.5	8.4	5.9	5.4	6.5	2.5	1.7	1.4
70°	2111.4	1066.4	16.6	11.8	7.0	5.1	4.8	6.2	2.5	1.4	1.1
72.5°	1263.3	594.7	12.7	8.4	4.5	3.9	3.9	7.0	2.5	1.4	1.1
75°	510.5	209.5	9.3	5.9	3.4	3.4	4.8	9.0	2.3	1.1	0.8
77.5°	115.7	45.9	5.4	3.7	2.3	3.4	5.6	7.0	1.4	0.6	0.0
80°	28.2	11.3	3.4	2.3	1.4	2.5	4.2	3.9	0.3	0.0	0.0
82.5°	9.3	3.9	1.4	1.1	0.3	0.8	2.0	1.1	0.0	0.0	0.0
85°	3.9	2.3	0.6	0.3	0.0	0.0	0.3	0.0	0.0	0.0	0.0
87.5°	2.5	0.8	0.0	0.0	0.0	0.0	0.0	0.0	0.0	0.0	0.0
90°	0.0	0.0	0.0	0.0	0.0	0.0	0.0	0.0	0.0	0.0	0.0

Signify Classified - Internal
Cooper Lighting Solutions Photometric Lab
1121 Highway 74 South
Peachtree City, GA 30269

Scaled Data Report



Report Generated By 670245982

Signify Classified - Internal
Cooper Lighting Solutions Photometric Lab
1121 Highway 74 South
Peachtree City, GA 30269

Scaled Data Report



Signify Classified - Internal
Cooper Lighting Solutions Photometric Lab
1121 Highway 74 South
Peachtree City, GA 30269

Scaled Data Report



Signify Classified - Internal
Cooper Lighting Solutions Photometric Lab
1121 Highway 74 South
Peachtree City, GA 30269

Scaled Data Report



Signify Classified - Internal
Cooper Lighting Solutions Photometric Lab
1121 Highway 74 South
Peachtree City, GA 30269

Scaled Data Report



--- HS — SS

Signify Classified - Internal
Cooper Lighting Solutions Photometric Lab
1121 Highway 74 South
Peachtree City, GA 30269

Scaled Data Report



u

Signify Classified - Internal
Cooper Lighting Solutions Photometric Lab
1121 Highway 74 South
Peachtree City, GA 30269

Scaled Data Report



Signify Classified - Internal
Cooper Lighting Solutions Photometric Lab
1121 Highway 74 South
Peachtree City, GA 30269

Scaled Data Report



(END OF REPORT)